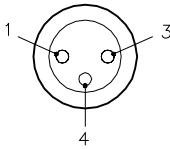
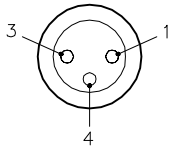
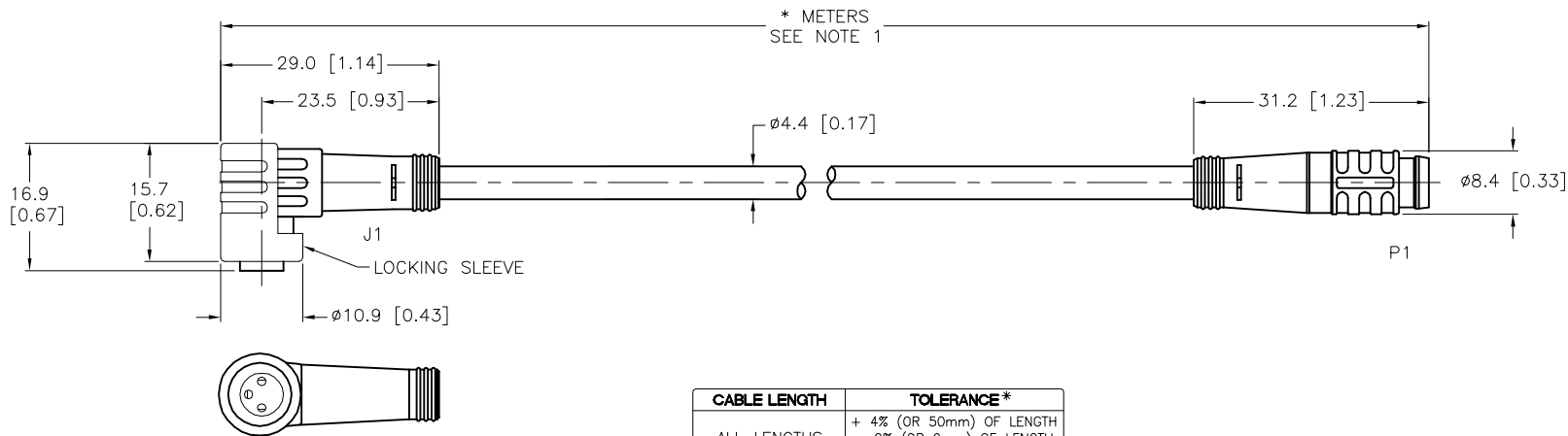


FEMALE END VIEW	MALE END VIEW	SPECIFICATIONS	
		CONTACT CARRIER MATERIAL	TPU
1 = BROWN 3 = BLUE 4 = BLACK	1 = BROWN 3 = BLUE 4 = BLACK	MOLDED HEAD MATERIAL/COLOR	TPU/YELLOW
		CONTACT MATERIAL/PLATING	BRASS/GOLD
		LOCKING SLEEVE MATERIAL (J1)	POM, SNAP LOCK
		RATED CURRENT [A]	4.0 A
		RATED VOLTAGE [V]	125 V
		OUTER JACKET MATERIAL/COLOR	TPU/BLACK
		CONDUCTOR INSULATION MATERIAL	POLYESTER ELASTOMER
		NUMBER OF CONDUCTORS [AWG]	3x24 AWG
		TEMPERATURE RANGE	-40°C to +90°C (-40°F to +194°F)
		PROTECTION CLASS	MEETS IEC IP67



CABLE LENGTH	TOLERANCE*
ALL LENGTHS	+ 4% (OR 50mm) OF LENGTH - 0% (OR 0mm) OF LENGTH WHICHEVER IS GREATER
STRIP LENGTH	TOLERANCE*
0-7mm	±0.5mm
8-29mm	±1.0mm
30-49mm	±2.0mm
50-69mm	±3.0mm
70-100mm	±4.0mm
OVER 100mm	±5.0mm
* UNLESS OTHERWISE SPECIFIED	

SOURCE DRAWING - FOR REFERENCE ONLY

NOTES:

- "*" INDICATES CABLE LENGTH IN METERS. CONTACT TURCK TO ORDER SPECIFIC LENGTHS.
- "/S90" DESIGNATES THERMOPLASTIC POLYURETHANE (TPU) CABLE.
- "/S101" DESIGNATES FLEXLIFE-20 AND C-TRACK CABLE.

RELATED DOCUMENTS		3RD ANGLE PROJECTION		<div>THIS DRAWING IS CONFIDENTIAL AND THE PROPERTY OF TURCK INC. USE OF THIS DOCUMENT WITHOUT WRITTEN PERMISSION IS PROHIBITED.</div>		<div>3000 CAMPUS DRIVE MINNEAPOLIS, MN 55441 1-800-544-7769 (763) 553-7300 (763) 553-0708 fax www.turck.us</div>	
1. 2. 3. 4.							
MATERIAL		DRFT RWC		DATE 03/16/07		DESCRIPTION PKW 3Z-*--PSG 3/S90/S101	
SEE SPECIFICATIONS		APVD		SCALE 1=1.0			
FINISH		UNIT OF MEASUREMENT MILLIMETER [INCH]		IDENTIFICATION NO.		REV J	
SEE SPECIFICATIONS							
		DO NOT SCALE THIS DRAWING		FILE: 777000480		SHEET 1 OF 1	

J	UPDATE PROTECTION CLASS	CBM	08/22/23	79048
REV	DESCRIPTION	BY	DATE	ECO NO.